



## PPSD Blended Learning Program K-5 Blended Learning Program Information

The PPSD Blended Learning Program is an option to the traditional instructional model for students with medical situations or who reside with someone who has medical situations that place them at increased risk due to COVID-19. Students in grades 2-5 will be assigned to a PPSD Blended Learning class in Google Classroom. Online instruction will be delivered, monitored, and assessed by a PPSD teacher.

### Before Blended/Online Learning Begins

- A signed application for the PPSD Blended Learning Program with parental assurances and understandings must be on file.
- A reliable high-speed internet connection that is sufficient for simultaneous use by all students in the household is required for admission into the PPSD Blended/Online Learning Program.
- Parents/Guardians and students must sign a **PPSD Acceptable Use-Responsible Use Agreement Form** prior to being given access to the district's network for online learning in Canvas and Edgenuity. The AUP/RU policy information is located on pages 55-64 in the PPSD Student/Parent Handbook. (online registration process)
- If a student needs to check out a computer, a parent/guardian must complete the online parent/guardian video training, pay the required \$25 maintenance and usage fee, and submit the **PPSD Computer/Tablet Agreement Form**.

### Once Blended/Online Learning Begins on August 17.

- Attendance will be recorded daily by student participation in the blended learning class assignments in Google Classroom. **Students will be required to log in to Google Classroom according to the schedule assigned by each school.** All work for the day must be submitted by 9:00 p.m. in order to be counted present.
- Attendance will be monitored according to the state compulsory school attendance law. If a student does not log in and complete the daily assignments, proper documentation for an excused absence as listed in the student handbook must be emailed to the teacher. More than five unexcused absences will be reported to the truancy officer.
- PPSD Blended Learning Teachers will be available by email and will respond within 24 hours of the email.
- Quarterly CASE benchmark assessments must be taken on campus by appointment according to each specific school's schedule. CASE benchmark assessments are required to receive credit for subject-area-tested courses.
- All state-required assessments must be taken on campus by appointment according to each specific school's schedule.
- All grades earned in the PPSD Blended/Online Learning Program will be recorded, included on the student's permanent record, and used to determine promotion or retention.

# To Connect the Google Chromebook to Your Home WiFi

## Step 1

Click on the Quick Settings Panel at the bottom right of your screen.



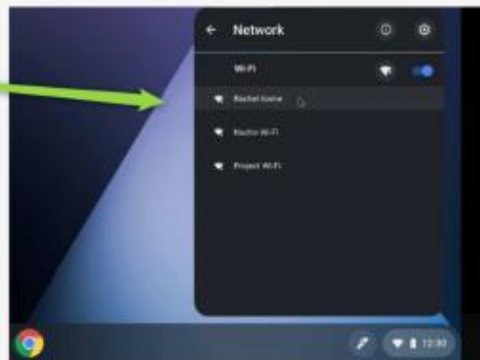
## Step 2

Click on "no-network."



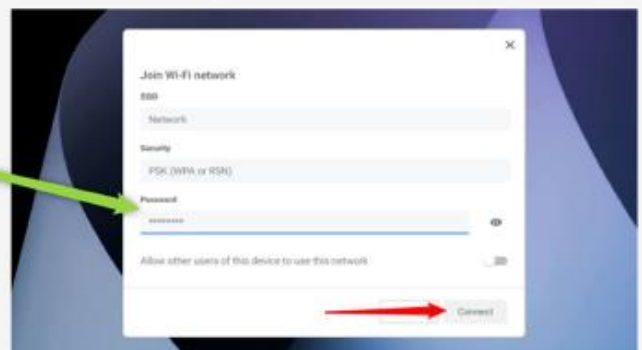
## Step 3

Select your Wifi Network.



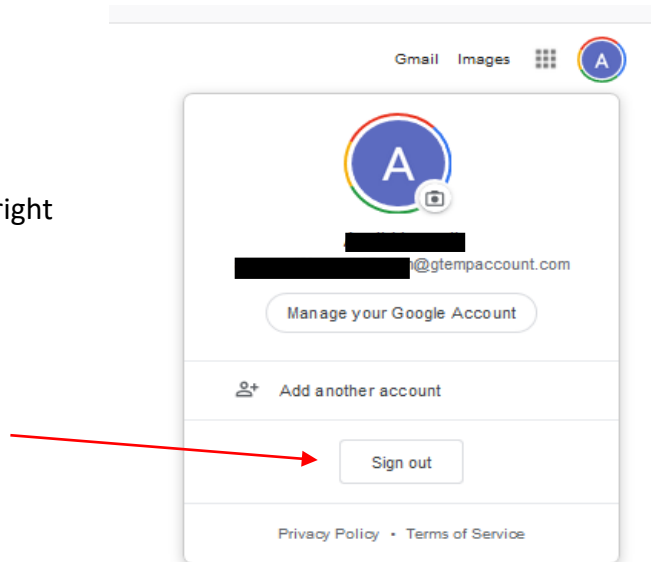
## Step 4

Pick one and enter the password if it calls for one.

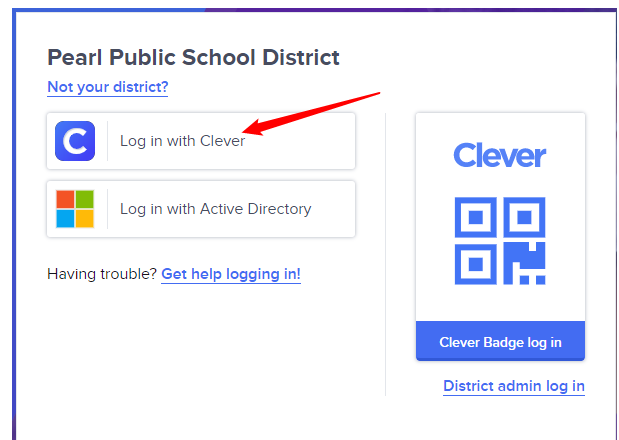


## How to Access K-5 Instructional Applications

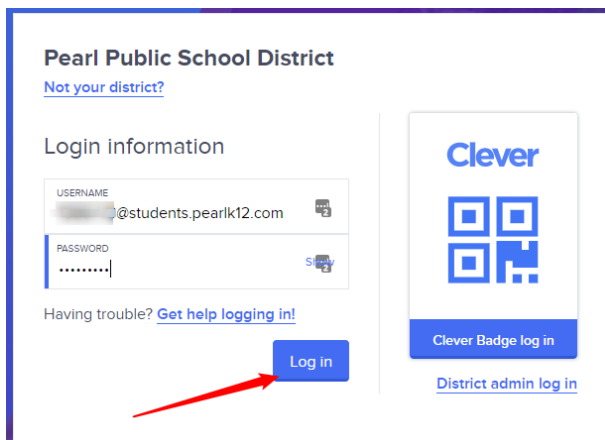
1. Open an Internet browser and go to google.com.
2. Sign out of any open Google accounts in the upper right corner.



3. Go to [www.clever.com/in/pearlpirates](http://www.clever.com/in/pearlpirates) and click on "Login with Clever."



4. The login page should appear. The username is the student e-mail address. This is provided by your student's teacher. Your student's teacher will also provide you with the password information. Enter the credentials provided and then click the Login button.




Student e-mail address is their **MSIS number**, without any leading zeroes, followed by **@students.pearlk12.com**

Ex:  
99999@students.pearlk12.com

Student password is their DOB formatted as M/D/YYYY

Ex:  
8/1/2005

5. Once you have successfully logged in to the Clever portal, you will see a dashboard like the one below:



- Applications are accessed by clicking their appropriate icon.
- Google Classroom is the learning management system for PPSD K-5 Blended Learning Program.
- E-mail is accessed by using Outlook in Office 365.
- The icons visible on your dashboard may be different than the ones shown above. Only icons for the instructional applications in use at your school will be visible on your dashboard after you log in.
- Student MSIS numbers are the same as their lunch number and can be found on ActiveParent under the “Demographics” tab. It is listed as the Student Code. Disregard any zeros at the beginning of the student code.
  - Example: Student Code 009999999 = MSIS Number 9999999

## Tips for Online Learning

- Think of the learning experience as if you were really at school.
- Create a study space for completing school work.
- Eliminate distractions.
- Actively participate in all activities and parts of the lesson; be mentally engaged at all times.
- Be self-disciplined and complete all the learning tasks and assignments according to the required timeline.
- Keep your school work organized.
- Take notes during the video lessons and while reading instructional resources.
- Re-watch videos to improve understanding of course content.